

**Ball valve ISO 5211**  
**pad for actuators**  
Size 1/2"-2" (DN15-50) Stainless Steel

---



**Fig. 703000**  
**FULL BORE**

**Threaded according:**  
**DIN 259/2999 (GAS) or NPT**  
**ISO MOUNTING FLANGE**

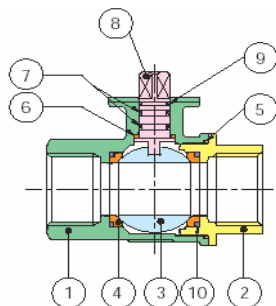


Comercial de Válvulas y Accesorios, S.A.  
Polígono Industrial Polizur, Calle Bosc Tancat, 6 Nave 2 y 3  
08290 Cerdanyola del valles ( Barcelona) – Spain Tel. 93 586 36 00 Fax 93 586 36 04  
e-mail: [info@cva.es](mailto:info@cva.es)  
URL: [www.jlx-valve.com](http://www.jlx-valve.com)

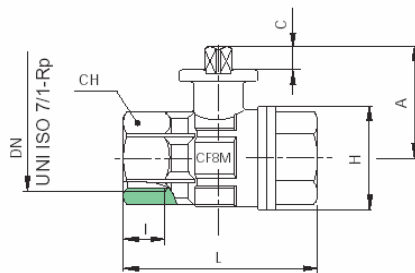
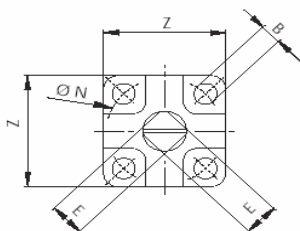
Remark: The dimensions of this catalogue are for reference only and it can change without previous notice.

# Ball valve ISO 5211 pad for actuators

Parts and materials, Dimensions



Item	Description	Material
1	Body	A351 - CF8M
2	End connection	A351 - CF8M
3	Ball	A182-F316 / A351 - CF8M
4	Ball seat	PTFE
5	Seat	PTFE
6	Thrust Washer	PTFE
7	O'Ring	FKM (VITON®)
8	Stem	A182-F316
9	Stem seat	PTFE
10	Ring	FKM (VITON®)



SIZE	I	L	H	CH	A	C	E	N	B	Z	KV	PN	Kg
1/2" (DN 15)	15	67	34,5	ES.27	41,5	9	9	36	6	38	16,3	64	0,300
3/4" (DN 20)	16,3	78	42	ES.32	43,5	9	9	36	6	38	29,5	64	0,400
1" (DN 25)	19,1	90	51,5	ES.41	53,5	9	9	36	6	38	43	64	0,695
1"1/4 (DN 32)	21,4	100	64,5	OT.50	57	9	9	36	6	38	89	64	1,040
1"1/2 (DN 40)	21,4	112	77	OT.55	74	11	11	50	7	50	230	64	1,680
2" (DN 50)	25,7	135	97	OT.70	83,25	11	11	50	7	50	265	64	2,950

(\*)Dimensions in mm

SPECIFICATIONS	Serie 70
DESIGN STANDARDS	
Thread Ends	Female-Female
Nominal Diametre	From DN 15 to DN 50
Maneuver	90° rotation by actuator pneumatic or electric
Testing	100% tested
Operator Connection	According to ISO 5211

APPLICATION
Assembly in rigid pipe system
Other specifications in the "Technical Specifications" catalogue
Nominal pressure (FN) in bar
Vacuum: Maximum 10 <sup>-3</sup> torr.
Temperature range: -20°C +160°C
Direction of flow : both directions
We recommend the valve use in fully open or closed, not in mid position, and to manoeuvre the valve at least twice a year.

OPTIONS AVAILABLE
700076 F/F NPT B.1.20.1



Comercial de Válvulas y Accesorios, S.A.  
Polígono Industrial Polizur, Calle Bosc Tancat, 6 Nave 2 y 3  
08290 Cerdanyola del valles ( Barcelona) – Spain Tel. 93 586 36 00 Fax 93 586 36 04

e-mail: [info@cva.es](mailto:info@cva.es)  
URL: [www.jlx-valve.com](http://www.jlx-valve.com)

Remark: The dimensions of this catalogue are for reference only and it can change without previous notice.

# Ball valve ISO 5211 with actuators

## Double Acting Actuator

SIZE (A)	B	C	D	E	F	ACT
1/2" (DN 15)	145,75	128,5	76	67	145	ADA-20
3/4"(DN 20)	151,5	130,5	76	78	145	ADA-20
1" (DN 25)	166,25	140,5	76	90	145	ADA-20
1"1/4 (DN 32)	176,25	144	76	100	145	ADA-20
1"1/2 (DN 40)	197,5	159	76	112	145	ADA-20
2" (DN 50)	235,75	187,25	91	135	158	ADA-40

## Spring Return Actuator

SIZE (A)	B	C	D	E	F	ACT
1/2" (DN 15)	145,75	128,5	76	67	163	ASR-20
3/4"(DN 20)	151,5	130,5	76	78	163	ASR-20
1" (DN 25)	166,25	140,5	76	90	163	ASR-20
1"1/4 (DN 32)	176,25	144	76	100	163	ASR-20
1"1/2 (DN 40)	216,5	178	91	112	195	ASR-40
2" (DN 50)	235,75	187,25	91	135	195	ASR-40

