

Knife Gate Valve (Uni-Directional)

DN 50 - 600 (Size 2" – 24")



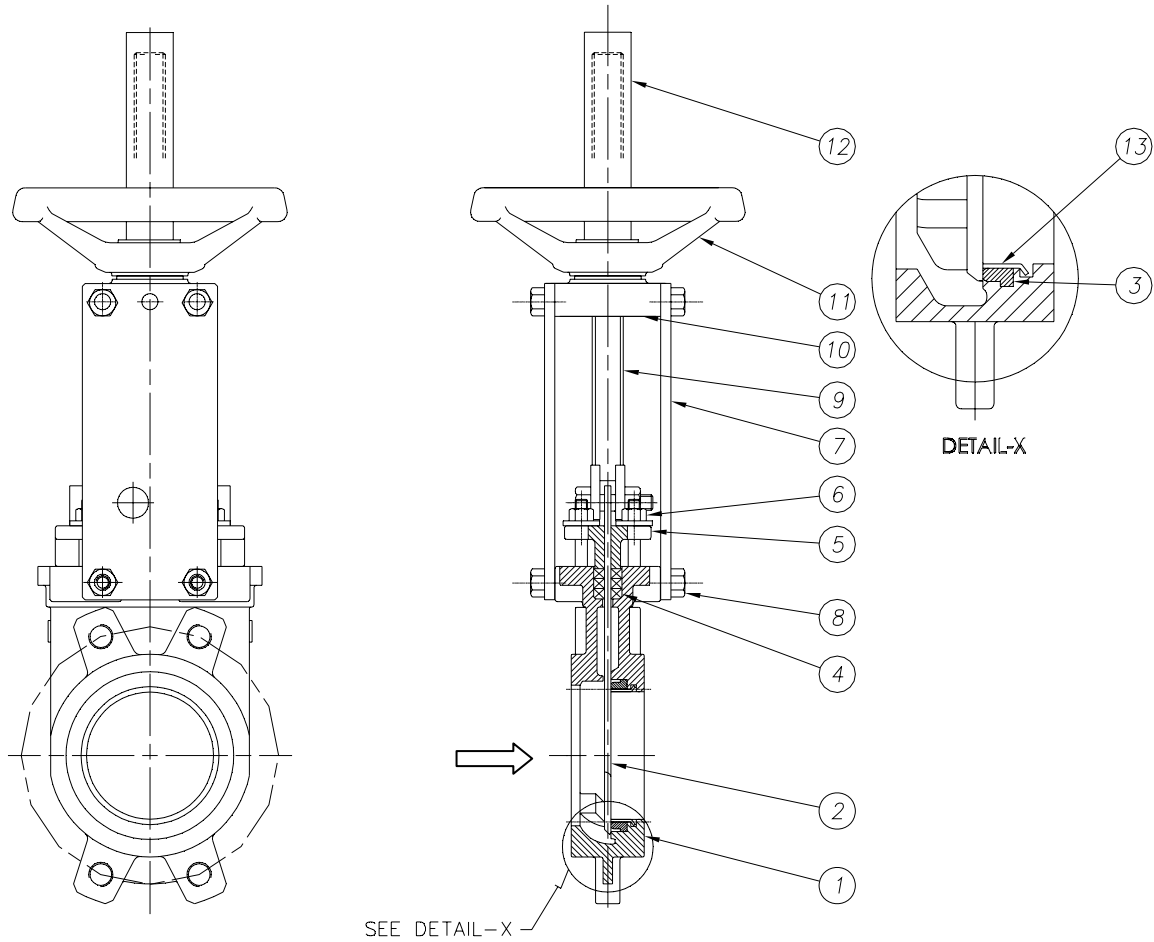
Fig. 910
Fig. 930



Knife Gate Valve (Uni-Directional)

DN 50 – 600 (2" – 24")

Parts and materials



ITEM	Description	Material
1	Body	Cast Iron (GG-25)
2	Gate	ASTMA 240 Type 304
3	Seat	EPDM
4	Packing	PTFE Impregnated Yarn
5	Gland	ASTMA 536 Gr. 65-45-12 (Epoxy Painted)
6	Fasteners	Carbon Steel (8.8 Grade)
7	Side Plate	Carbon Steel
8	Fasteners	Carbon Steel (8.8 Grade)
9	Stem	ASTMA 276 Type 304
10	Collar	ASTMA 536 Gr. 65-45-12
11	Handw heel	Cast Iron (GG-25)
12	Stem Guard	Carbon Steel
13	Seat Retainer	ASTMA 240 Type 304



Comercial de Válvulas y Accesorios, S.A.
 Polígono Industrial Polizur, Calle Bosc Tancat, 6 Nave 2 y 3
 08290 Cerdanyola del valles (Barcelona) – Spain Tel. 34 93 586 36 00 Fax 34 93 586 36 04
 e-mail: info@cva.es
 URL: www.lx-valve.com

Remarks: The dimensions of this catalogue are for reference only and it can change without previous notice

Knife Gate Valve (Uni-Directional)

DN 50 – 600 (2" – 24")

Dimensions with Handwheel Actuator

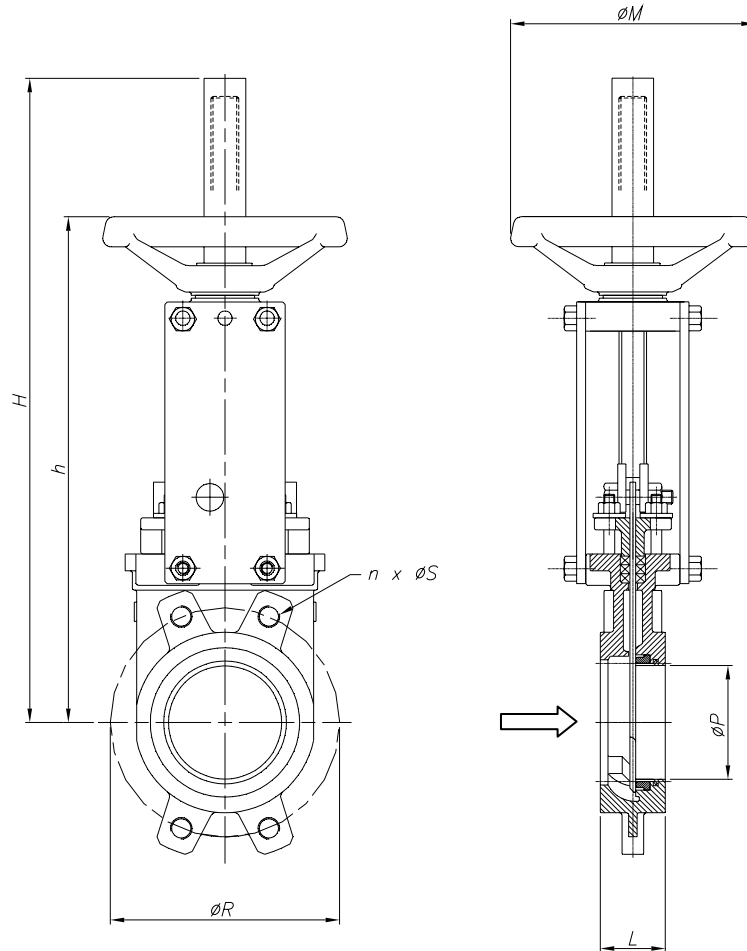


Fig. 910 (Drilled Acc. UNE EN 1092-1 PN10)

Fig. 930 (Drilled Acc. ASME B16.5 Class 150)

DN	øP	Fig. 910		Fig. 930		h	H	øM
		Acc. UNE EN 1092-1 PN10		Acc. ASME B16.5 Cl. 150				
		øR	n x øS	øR	n x øS			
50 (2")	50	165	4xM16	120,7	4 x 5/8" UNC	310	350	203
65 (2½")	65	185	8xM16	139,7	4 x 5/8" UNC	330	370	203
80 (3")	80	200	8xM16	152,4	4 x 5/8" UNC	375	450	203
100 (4")	100	220	8xM16	190,5	8 x 5/8" UNC	420	535	203
125 (5")	125	250	8xM16	215,9	8 x 3/4" UNC	470	570	254
150 (6")	150	285	8xM20	241,3	8 x 3/4" UNC	510	650	254
200 (8")	200	295	8xM20	298,5	8 x 3/4" UNC	610	800	305
250 (10")	250	350	12xM20	362	12 x 7/8" UNC	665	940	406
300 (12")	300	400	12xM20	431,8	12 x 7/8" UNC	775	1060	406
350 (14")	350	460	16xM20	476,3	12 x 1" UNC	815	1170	508
400 (16")	400	515	16xM24	539,8	16 x 1" UNC	900	1300	508
450 (18")	450	565	20xM24	577,9	16 X 1½" UNC	1025	1480	508
500 (20")	500	620	20xM24	635	20 x 1½" UNC	1140	1640	508
600 (24")	575	725	20xM27	749,3	20 x 1¼" UNC	1335	1935	508

(*) Dimensions in mm.



Comercial de Válvulas y Accesorios, S.A.
 Polígono Industrial Polizur, Calle Bosc Tancat, 6 Nave 2 y 3
 08290 Cerdanyola del valles (Barcelona) – Spain Tel. 34 93 586 36 00 Fax 34 93 586 36 04
 e-mail: info@cva.es
 URL: www.jlx-valve.com

Remarks: The dimensions of this catalogue are for reference only and it can change without previous notice

Knife Gate Valve (Uni-Directional)

DN 50 – 600 (2" – 24")

Dimensions with Cylinder Actuator

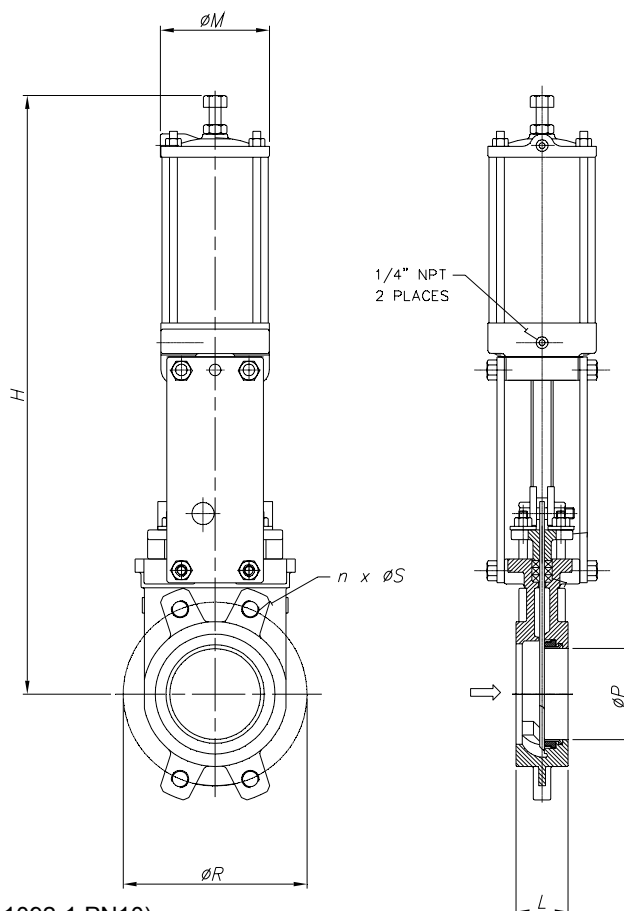


Fig. 910 (Drilled Acc. UNE EN 1092-1 PN10)

Fig. 930 (Drilled Acc. ASME B16.5 Class 150)

DN	øP	Fig. 910		Fig. 930		L	H	M Cylinder Diam.
		Acc. UNE EN 1092-1 PN10		Acc. ASME B16.5 Cl. 150				
		øR	n x øS	øR	n x øS			
50 (2")	50	165	4xM16	120,7	4 x 5/8" UNC	43	460	100
65 (2½")	65	185	8xM16	139,7	4 x 5/8" UNC	46	480	100
80 (3")	80	200	8xM16	152,4	4 x 5/8" UNC	46	550	100
100 (4")	100	220	8xM16	190,5	8 x 5/8" UNC	52	620	100
125 (5")	125	250	8xM16	215,9	8 x 3/4" UNC	56	715	100
150 (6")	150	285	8xM20	241,3	8 x 3/4" UNC	56	755	100
200 (8")	200	295	8xM20	298,5	8 x 3/4" UNC	60	930	150
250 (10")	250	350	12xM20	362	12 x 7/8" UNC	68	1120	200
300 (12")	300	400	12xM20	431,8	12 x 7/8" UNC	78	1285	250
350 (14")	350	460	16xM20	476,3	12 x 1" UNC	76	1402	250
400 (16")	400	515	16xM24	539,8	16 x 1" UNC	89	1462	250
450 (18")	450	565	20xM24	577,9	16 X 1½" UNC	89	1645	300
500 (20")	500	620	20xM24	635	20 x 1½" UNC	114	1860	300
600 (24")	575	725	20xM27	749,3	20 x 1¼" UNC	114	2185	300

(*) Dimensions in mm.



Comercial de Válvulas y Accesorios, S.A.
 Polígono Industrial Polizur, Calle Bosc Tancat, 6 Nave 2 y 3
 08290 Cerdanyola del valles (Barcelona) – Spain Tel. 34 93 586 36 00 Fax 34 93 586 36 04
 e-mail: info@cva.es
 URL: www.jlx-valve.com

Remarks: The dimensions of this catalogue are for reference only and it can change without previous notice

Knife Gate Valve (Uni-Directional)

DN 50 – 600 (2" – 24")

General Characteristics, Pressure Rating, Cv

GENERAL CHARACTERISTICS	Knife Gate Valve Fig. 930		
DESIGN STANDARDS			
Face to face dimensions	MSS SP 81	DN50 TO DN300 EN 558-1 Series 20	
Flanges	ASME B16.5 Class 150 (Drilled)	UNE EN 1092-1 PN10 (Drilled)	Others as required
Actuator mounting flange	Manufacture's standard		
Marking	EN 19		
TESTS AND CERTIFICATES			
Quality Assurance	ISO 9001		

Pressure Rating

DN	bar	psi
50 - 125 (2" - 5")	10	150
150 (6")	8	115
200 (8")	7	100
250 - 300 (10" - 12")	5	70
350 - 400 (14" - 16")	4	60
450 - 600 (18" - 24")	3	40

Valve Flow Capacity (Cv)

Size	50 (2")	80 (3")	100 (4")	125 (5")	150 (6")	200 (8")	250 (10")	300 (12")	350 (14")	400 (16")	450 (18")	500 (20")	600 (24")
Cv	240	565	1040	1670	2440	4460	6250	9400	12500	16500	21400	27000	39700

