

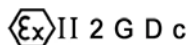
Globe Valves Type Bolted Bonnet
Class 150 DN 50-600 (2" – 24")
Carbon, Alloy and Stainless Steel



Fig. VG150BB

Design:

BS 1873, ASME B16.34 and MSS SP- 42



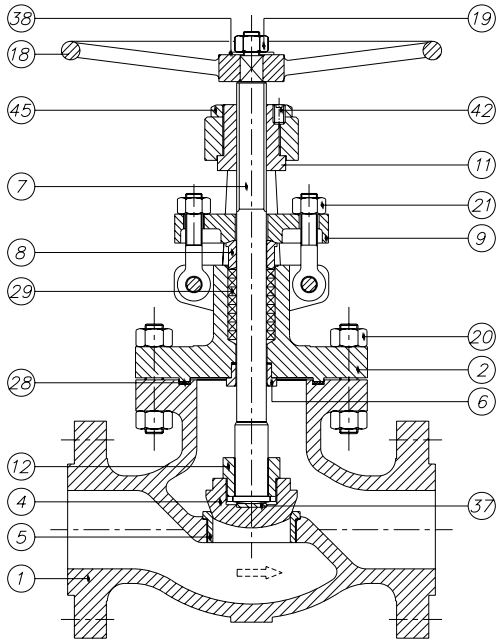
Comercial de Válvulas y Accesorios, S.A.
Polígono Industrial Polizur, Calle Bosc Tancat, 6 Nave 2 y 3
08290 Cerdanyola del valles (Barcelona) – Spain Tel. 34 93 586 36 00 Fax 34 93 586 36 04
e-mail: info@cva.es
URL: www.jlx-valve.com

Remarks: The dimensions of this catalogue are for reference only and it can change without previous notice

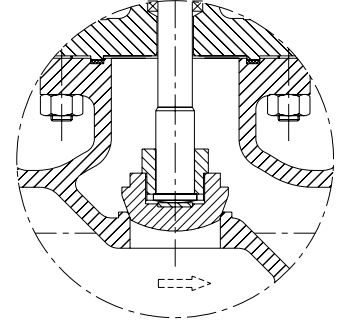
Globe Valves Class 150

Type Bolted Bonnet

Parts and materials



Stainless Steel Construction



Trim Material

API 600 Trim No.	Stem / Backseat	Seating Surface Body / Wedge
1	13% Cr	13% Cr
2	SS 304	SS 304
3	SS310	SS310
4	13% Cr	13% Cr (Hard)
5 or 5A	13% Cr	HF
6	13% Cr	13% Cr / Cu Ni
7	13% Cr	13% Cr / 13% Cr (Hard)
8 or 8A	13% Cr	HF / 13% Cr
9	Monel	Monel
10	SS 316	SS 316
11 or 11A	Monel	HF / Monel
12 or 12A	SS 316	HF / SS 316
13	Alloy 20	Alloy 20
14 or 14A	Alloy 20	HF / Alloy 20

HF: Hard Facing using CoCr welding alloy (Stellite)

Item	Description	Material			
		Carbon Steel	Carbon Steel (Low Temp.)	Alloy Steel	Stainless Steel
1	Body	A 216 Gr.WCB	A 352 Gr.LCB	A 217 Gr.C5	A 351 Gr.CF8M
2	Bonnet	A 216 Gr.WCB	A 352 Gr.LCB	A 217 Gr.C5	A 351 Gr.CF8M
4	Disc	A 105 + ER 410	A 182 Gr.F304	A 217 Gr.C5 + ER 410	A 351 Gr.CF8M
5	Seat Ring	A 105 + Stellite	A 182 Gr.F304	A 182 Gr.F6a + Stellite	-----
6	Backseat	A 182 Gr.F6a	A 182 Gr.F304	A 182 Gr.F6a	-----
7	Stem	A 182 Gr.F6a	A 182 Gr.F304	A 182 Gr.F6a	A 182 Gr.F316
8	Gland	A 105	A 105	A 182 Gr. F6a	A 182 Gr.F316
9	Gland Flange	A 105	A 105	A 105	A 182 Gr.F304
11	Stem Nut	B 148 / A 439 Gr.D2	B 148 / A 439 Gr.D2	B 148 / A 439 Gr.D2	B 148 / A 439 Gr.D2
12	Disc Nut	A 182 Gr.F6a	A 182 Gr.F304	A 182 Gr.F6a	A 182 Gr.F316
18	Handw heel	Carbon Steel	Carbon Steel	Carbon Steel	Carbon Steel
19	Handw heel Nut	Steel	Steel	Steel	Steel
20	Bonnet Bolt & Nut	A 193 Gr.B7 / A 194 Gr.2H	A 193 Gr.B7 / A 194 Gr.2H	A 193 Gr.B7 / A 194 Gr.2H	A 193 Gr.B7 / A 194 Gr.2H
21	Eye Bolt & Nut	A 193 Gr.B7 / A 194 Gr.2H	A 193 Gr.B7 / A 194 Gr.2H	A 193 Gr.B7 / A 194 Gr.2H	A 193 Gr.B7 / A 194 Gr.2H
28	Gasket	SPW S.S. 304 / Graphited	SPW S.S. 304 / Graphited	SPW S.S. 304 / Graphited	SPW S.S. 316 / Graphited
29	Gland Packing	Graphited	Graphited	Graphited	Graphited
37	Thrust Washer	A 182 Gr.F6a	A 182 Gr.F304	A 182 Gr.F6a	A 182 Gr.F316
38	Washer	Steel	Steel	Steel	Steel
42	Grub Screw	A 193 Gr.B7	A 193 Gr.B7	A 193 Gr.B7	A 193 Gr.B7
45	Lock Nut	Steel	Steel	A 182 Gr.F6a	A 182 Gr.F316

Item 5 and 6 only in Carbon Steel and Alloy Steel construction



Comercial de Válvulas y Accesorios, S.A.
Polígono Industrial Polizur, Calle Bosc Tancat, 6 Nave 2 y 3
08290 Cerdanyola del valles (Barcelona) - Spain Tel. 34 93 586 36 00 Fax 34 93 586 36 04

e-mail: info@cva.es

URL: www.thevalve.com

Remarks: The dimensions of this catalogue are for reference only and it can change without previous notice

Globe Valves Class 150

Type Bolted Bonnet

General Characteristics, Cv, P&T Rating

GENERAL CHARACTERISTICS	Fig. VG150BB			
DESIGN STANDARDS				
Valves design	BS 1873	ASME B16.34	MSS SP- 42	
End to End Dimensions	ASME B16.10 & ISO 5752			
Flanged Dimensions	ASME B16.5 & ISO 7005-1 Part. 1	ASME B16.47	BS 3293	MSS SP-44
Buttweld Dimensions	ASME B16.25			
Visual Inspection	MSS SP- 55			
Marking	MSS SP-25 & ISO 5209			
TESTS AND CERTIFICATES				
Pressure testing	API 598 & ISO 5208	BS 6755 Part. 1	MSS SP-61	
Other	ATEX			

Cv Values in U.S. Gallons/min.

DN	Cv	DN	Cv
50 (2")	55	300 (12")	1900
65 (2½")	80	350 (14")	2350
80 (3")	105	400 (16")	3300
100 (4")	190	450 (18")	4250
125 (5")	305	500 (20")	5350
150 (6")	425	550 (22")	6500
200 (8")	790	600 (24")	7600
250 (10")	1250		

Pressure-Temperature (STANDARD CLASS According to ASME B16.34)

Temp °C	MATERIAL			
	A216 WCB Bar	A352 LCB Bar	A217 C5 Bar	A351 CF8M (**) Bar
-29 to 38	19,6	18,3	20,0	18,9
95	17,9	17,2	17,9	16,2
150	15,8	15,8	15,8	14,8
205	13,8	13,8	13,8	13,4
260	11,7	11,7	11,7	11,7
315	9,6	9,6	9,6	9,6
345	8,6	8,6	8,6	8,6
375	7,6		7,6	7,6
400	6,5		6,5	6,5
425	5,5		5,5	5,5
450	4,5		4,5	4,5
485	3,4		3,4	3,4
510	2,4		2,4	2,4
540	1,4		1,4	1,4
565			1,4 *	1,4 *
595			1,4 *	1,4 *
620			1,4 *	1,4 *
650			1,4 *	1,4 *
675				1,4 *
705				1,4 *
735				1,4 *
760				1,4 *
790				1,4 *
815				1,4 *

* FOR WELD END VALVES ONLY. FLANGED END RATINGS TERMINATE AT 540°C

** A351 CF8M at temperatures over 538°C (1000°F) to be used only if Carbon contents is 0,04% or higher.



Comercial de Válvulas y Accesorios, S.A.
 Polígono Industrial Polizur, Calle Bosc Tancat, 6 Nave 2 y 3
 08290 Cerdanyola del valles (Barcelona) – Spain Tel. 34 93 586 36 00 Fax 34 93 586 36 04
 e-mail: info@cva.es
 URL: www.jlx-valve.com

Remarks: The dimensions of this catalogue are for reference only and it can change without previous notice