

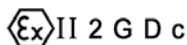
**Globe Valves Type Pressure Seal  
Class 900 DN 50-400 (2" – 16")  
Carbon, Alloy and Stainless Steel**

---



**Fig. VG900PS**

**Design:  
BS 1873 and ASME B16.34**



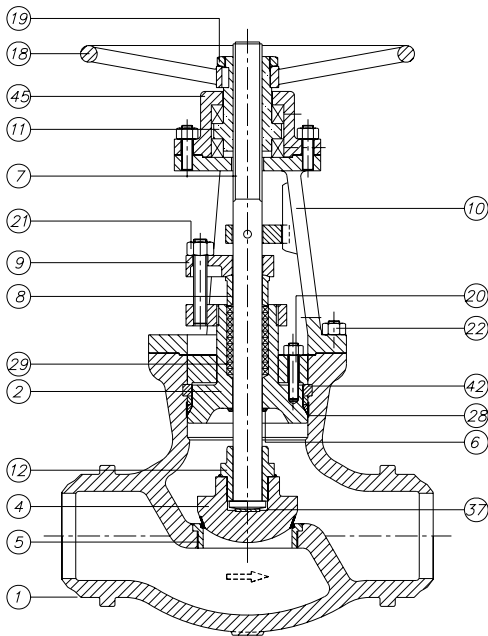
Comercial de Válvulas y Accesorios, S.A.  
Polígono Industrial Polizur, Calle Bosc Tancat, 6 Nave 2 y 3  
08290 Cerdanyola del valles ( Barcelona) – Spain Tel. 34 93 586 36 00 Fax 34 93 586 36 04  
e-mail: [info@cva.es](mailto:info@cva.es)  
URL: [www.jlx-valve.com](http://www.jlx-valve.com)

Remarks: The dimensions of this catalogue are for reference only and it can change without previous notice

# Globe Valves Class 900

## Type Pressure Seal

### Parts and materials



#### Trim Material

API 600 Trim No.	Stem / Backseat	Seating Surface Body / Wedge
1	13% Cr	13% Cr
2	SS 304	SS 304
3	SS310	SS310
4	13% Cr	13% Cr (Hard)
5 or 5A	13% Cr	HF
6	13% Cr	13% Cr / Cu Ni
7	13% Cr	13% Cr / 13% Cr (Hard)
8 or 8A	13% Cr	HF / 13% Cr
9	Monel	Monel
10	SS 316	SS 316
11 or 11A	Monel	HF / Monel
12 or 12A	SS 316	HF / SS 316
13	Alloy 20	Alloy 20
14 or 14A	Alloy 20	HF / Alloy 20

**HF: Hard Facing using CoCr welding alloy (Stellite)**

Item	Description	Material			
		Carbon Steel	Carbon Steel (Low Temp.)	Alloy Steel	Stainless Steel
1	Body	A 216 Gr.WCB	A 352 Gr.LCB	A 217 Gr.C5	A 351 Gr.CF8M
2	Bonnet	A 216 Gr.WCB	A 352 Gr.LCB	A 217 Gr.C5	A 351 Gr.CF8M
4	Disc	A105 + Stellite	A182 Gr.F304 + Stellite	A 217 Gr.C5 + Stellite	A182 Gr.F316 + Stellite
5	Seat Ring	A105 + Stellite	A182 Gr.F304 + Stellite	A182 Gr.F6a + Stellite	A182 Gr.F316 + Stellite
6	Backseat	Stellite	Stellite	Stellite	Stellite
7	Stem	A182 Gr.F6a	A182 Gr.F304	A182 Gr.F6a	A 182 Gr.F316
8	Gland	A105	A105	A182 Gr. F6a	A 182 Gr.F316
9	Gland Flange	A 105	A 105	A 105	A 182 Gr.F304
10	Yoke	A 216 Gr.WCB	A 352 Gr.LCB	A 217 Gr.C5	A 351 Gr.CF8M
11	Stem Nut	B148 / A 439 Gr.D2	B148 / A 439 Gr.D2	B148 / A 439 Gr.D2	B148 / A 439 Gr.D2
12	Disc Nut	A182 Gr.F6a	A182 Gr.F304	A182 Gr.F6a	A182 Gr.F316
18	Handwheel	Carbon Steel	Carbon Steel	Carbon Steel	Carbon Steel
19	Handwheel Nut	Steel	Steel	Steel	Steel
20	Bonnet Bolt & Nut	A 193 Gr.B7 / A 194 Gr.2H	A 193 Gr.B7 / A 194 Gr.2H	A 193 Gr.B7 / A 194 Gr.2H	A 193 Gr.B7 / A 194 Gr.2H
21	Bolt & Nut	A 193 Gr.B7 / A 194 Gr.2H	A 193 Gr.B7 / A 194 Gr.2H	A 193 Gr.B7 / A 194 Gr.2H	A 193 Gr.B7 / A 194 Gr.2H
22	Yoke Bolt & Nut	A 193 Gr.B7 / A 194 Gr.2H	A 193 Gr.B7 / A 194 Gr.2H	A 193 Gr.B7 / A 194 Gr.2H	A 193 Gr.B7 / A 194 Gr.2H
28	Gasket	A182 Gr.F304	A182 Gr.F304	A182 Gr.F304	A182 Gr.F316
29	Gland Packing	Graphited	Graphited	Graphited	Graphited
37	Thrust Washer	A182 Gr.F6a	A182 Gr.F304	A182 Gr.F6a	A182 Gr.F316
42	Segmental Ring	A 105	A182 Gr.F304	A182 Gr.F6a	A182 Gr.F316
45	Lock Nut	Steel	A182 Gr.F304	A182 Gr.F6a	A182 Gr.F316

Item 5 and 6 only in Carbon Steel and Alloy Steel construction



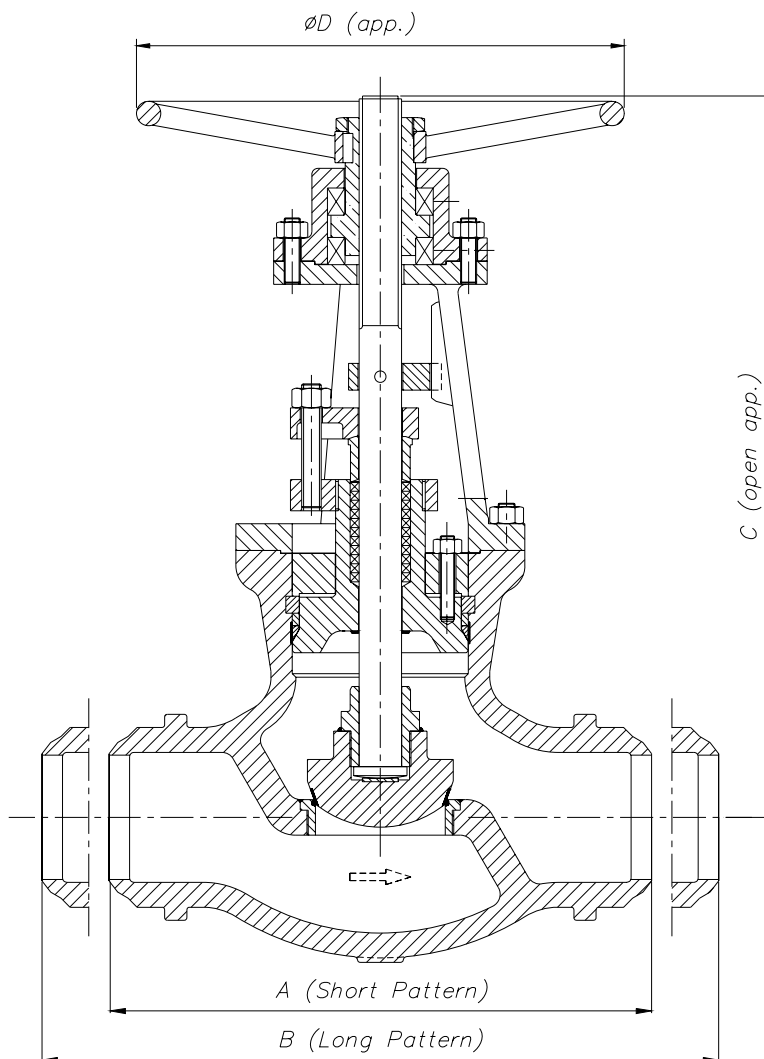
Comercial de Válvulas y Accesorios, S.A.  
 Polígono Industrial Polizur, Calle Bosc Tancat, 6 Nave 2 y 3  
 08290 Cerdanyola del valles ( Barcelona ) - Spain Tel. 34 93 586 36 00 Fax 34 93 586 36 04  
 e-mail: [info@cva.es](mailto:info@cva.es)  
 URL: [www.lfx-valve.com](http://www.lfx-valve.com)

Remarks: The dimensions of this catalogue are for reference only and it can change without previous notice

# Globe Valves Class 900

## Type Pressure Seal

### Dimensions



DN	A	B	C	ØD	WEIGHT
50 (2")	216	368	460	300	60
65 (2½")	254	419	540	400	80
80 (3")	305	381	600	400	90
100 (4")	356	457	740	500	170
125 (5")	432	559	810	600	260
150 (6")	508	610	860	600	310
200 (8")	660	737	1040	700	550
250 (10")	787	838	1120	735	770
300 (12")	914	965	1210	813	1100
350 (14")	991	1029	1305	915	1550
400 (16")	1092	1130	1420	1100	2210

(\*) Dimensions in mm and weight in kg.



Comercial de Válvulas y Accesorios, S.A.  
 Polígono Industrial Polizur, Calle Bosc Tancat, 6 Nave 2 y 3  
 08290 Cerdanyola del valles ( Barcelona) – Spain Tel. 34 93 586 36 00 Fax 34 93 586 36 04  
 e-mail: [info@cva.es](mailto:info@cva.es)  
 URL: [www.jlx-valve.com](http://www.jlx-valve.com)

Remarks: The dimensions of this catalogue are for reference only and it can change without previous notice

# Globe Valves Class 900 Type Pressure Seal

## General Characteristics, Cv, P&T Rating

<b>GENERAL CHARACTERISTICS</b>	Fig. VG900PS			
<b>DESIGN STANDARDS</b>				
Valves design	BS 1873	ASME B16.34		
End to End Dimensions	ASME B16.10 & ISO 5752			
Flanged Dimensions	ASME B16.5 & ISO 7005-1 Part. 1	ASME B16.47	BS 3293	MSS SP-44
Buttweld Dimensions	ASME B16.25			
Visual Inspection	MSS SP- 55			
Marking	MSS SP-25 & ISO 5209			
<b>TESTS AND CERTIFICATES</b>				
Pressure testing	API 598 & ISO 5208	BS 6755 Part. 1	MSS SP-61	
Other	ATEX			

### Cv Values in U.S. Gallons/min.

DN	Cv	DN	Cv
50 (2")	45	200 (8")	650
65 (2½")	60	250 (10")	850
80 (3")	90	300 (12")	1000
100 (4")	145	350 (14")	1400
125 (5")	270	400 (16")	2100
150 (6")	380		

### Pressure-Temperature (STANDARD CLASS According to ASME B16.34)

Temp °C	MATERIAL			
	A216 WCB Bar	A352 LCB Bar	A217 C5 Bar	A351 CF8M (**) Bar
-29 to 38	153,0	143,7	155,0	148,8
95	139,5	135,7	154,0	128,2
150	135,7	131,9	148,1	115,8
205	130,9	127,5	145,7	106,1
260	123,7	120,2	137,5	98,9
315	113,0	110,2	125,1	93,4
345	110,9	108,2	121,6	91,6
375	110,2		117,5	89,9
400	104,0		109,2	88,2
425	85,1		105,1	87,2
450	55,5		99,9	86,5
485	35,5		76,5	85,8
510	21,4		56,8	79,9
540	10,7		41,0	72,3
565			29,6 *	71,0 *
595			20,7 *	63,0 *
620			12,7 *	48,9 *
650			7,2 *	38,2 *
675				30,3 *
705				24,1 *
735				20,0 *
760				15,5 *
790				12,1 *
815				8,6 *

\* FOR WELD END VALVES ONLY. FLANGED END RATINGS TERMINATE AT 540°C

\*\* A351 CF8M at temperatures over 538°C (1000°F) to be used only if Carbon contents is 0,04% or higher.



Comercial de Válvulas y Accesorios, S.A.  
Polígono Industrial Polizur, Calle Bosc Tancat, 6 Nave 2 y 3  
08290 Cerdanyola del valles ( Barcelona) – Spain Tel. 34 93 586 36 00 Fax 34 93 586 36 04  
e-mail: [info@cva.es](mailto:info@cva.es)  
URL: [www.jlx-valve.com](http://www.jlx-valve.com)

Remarks: The dimensions of this catalogue are for reference only and it can change without previous notice