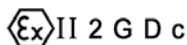


Globe Valves Type Pressure Seal Class 1500 DN 50-400 (2" – 16") Carbon, Alloy and Stainless Steel



Fig. VG1500PS

**Design:
BS 1873 and ASME B16.34**



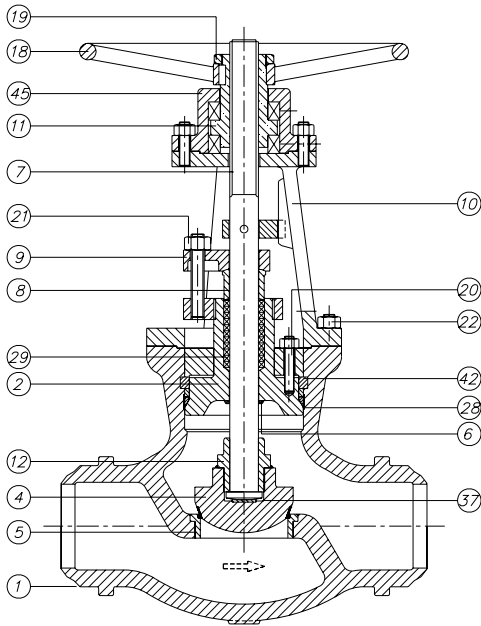
Comercial de Válvulas y Accesorios, S.A.
Polígono Industrial Polizur, Calle Bosc Tancat, 6 Nave 2 y 3
08290 Cerdanyola del valles (Barcelona) – Spain Tel. 34 93 586 36 00 Fax 34 93 586 36 04
e-mail: info@cva.es
URL: www.jlx-valve.com

Remarks: The dimensions of this catalogue are for reference only and it can change without previous notice

Globe Valves Class 1500

Type Pressure Seal

Parts and materials



Trim Material

API 600 Trim No.	Stem / Backseat	Seating Surface Body / Wedge
1	13% Cr	13% Cr
2	SS 304	SS 304
3	SS310	SS310
4	13% Cr	13% Cr (Hard)
5 or 5A	13% Cr	HF
6	13% Cr	13% Cr / Cu Ni
7	13% Cr	13% Cr / 13% Cr (Hard)
8 or 8A	13% Cr	HF / 13% Cr
9	Monel	Monel
10	SS 316	SS 316
11 or 11A	Monel	HF / Monel
12 or 12A	SS 316	HF / SS 316
13	Alloy 20	Alloy 20
14 or 14A	Alloy 20	HF / Alloy 20

HF: Hard Facing using CoCr welding alloy (Stellite)

Item	Description	Material			
		Carbon Steel	Carbon Steel (Low Temp.)	Alloy Steel	Stainless Steel
1	Body	A 216 Gr.WCB	A 352 Gr.LCB	A 217 Gr.C5	A 351 Gr.CF8M
2	Bonnet	A 216 Gr.WCB	A 352 Gr.LCB	A 217 Gr.C5	A 351 Gr.CF8M
4	Disc	A105 + Stellite	A182 Gr.F304 + Stellite	A 217 Gr.C5 + Stellite	A182 Gr.F316 + Stellite
5	Seat Ring	A105 + Stellite	A182 Gr.F304 + Stellite	A182 Gr.F6a + Stellite	A182 Gr.F316 + Stellite
6	Backseat	Stellite	Stellite	Stellite	Stellite
7	Stem	A182 Gr.F6a	A182 Gr.F304	A182 Gr.F6a	A182 Gr.F316
8	Gland	A105	A105	A182 Gr. F6a	A182 Gr.F316
9	Gland Flange	A 105	A 105	A 105	A182 Gr.F304
10	Yoke	A 216 Gr.WCB	A 352 Gr.LCB	A 217 Gr.C5	A 351 Gr.CF8M
11	Stem Nut	B148 / A 439 Gr.D2	B148 / A 439 Gr.D2	B148 / A 439 Gr.D2	B148 / A 439 Gr.D2
12	Disc Nut	A182 Gr.F6a	A182 Gr.F304	A182 Gr.F6a	A182 Gr.F316
18	Handwheel	Carbon Steel	Carbon Steel	Carbon Steel	Carbon Steel
19	Handwheel Nut	Steel	Steel	Steel	Steel
20	Bonnet Bolt & Nut	A 193 Gr.B7 / A 194 Gr.2H	A 193 Gr.B7 / A 194 Gr.2H	A 193 Gr.B7 / A 194 Gr.2H	A 193 Gr.B7 / A 194 Gr.2H
21	Bolt & Nut	A 193 Gr.B7 / A 194 Gr.2H	A 193 Gr.B7 / A 194 Gr.2H	A 193 Gr.B7 / A 194 Gr.2H	A 193 Gr.B7 / A 194 Gr.2H
22	Yoke Bolt & Nut	A 193 Gr.B7 / A 194 Gr.2H	A 193 Gr.B7 / A 194 Gr.2H	A 193 Gr.B7 / A 194 Gr.2H	A 193 Gr.B7 / A 194 Gr.2H
28	Gasket	A182 Gr.F304	A182 Gr.F304	A182 Gr.F304	A182 Gr.F316
29	Gland Packing	Graphited	Graphited	Graphited	Graphited
37	Thrust Washer	A182 Gr.F6a	A182 Gr.F304	A182 Gr.F6a	A182 Gr.F316
42	Segmental Ring	A 105	A182 Gr.F304	A182 Gr.F6a	A182 Gr.F316
45	Lock Nut	Steel	A182 Gr.F304	A182 Gr.F6a	A182 Gr.F316

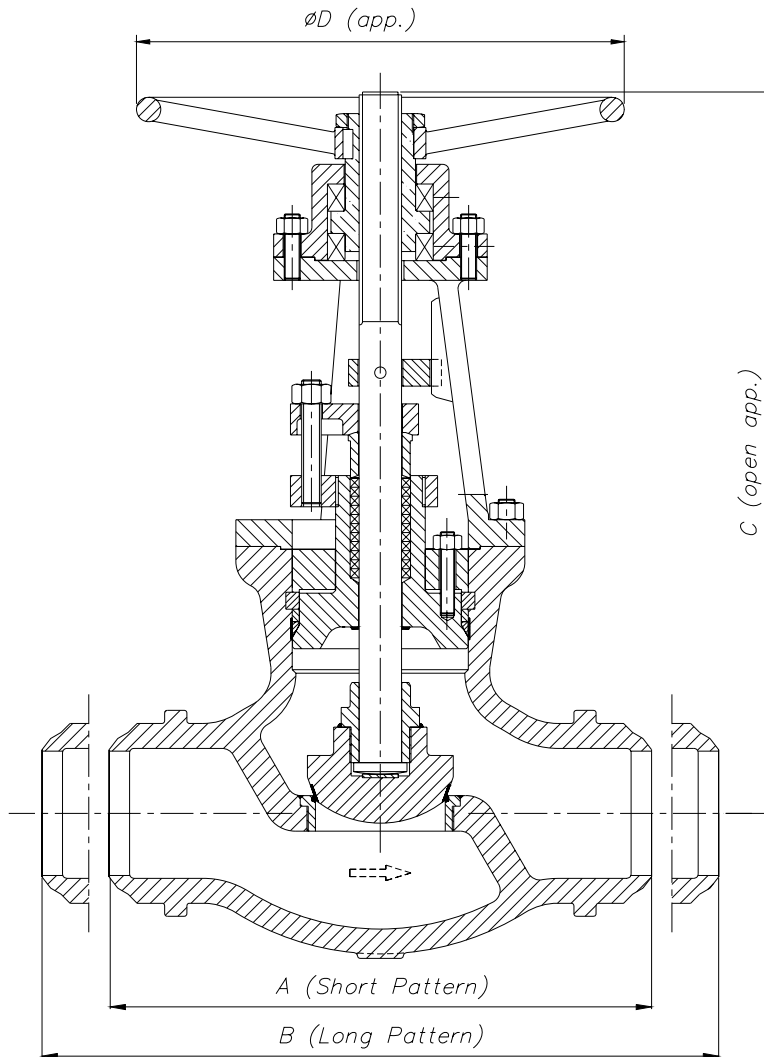
Item 5 and 6 only in Carbon Steel and Alloy Steel construction



Comercial de Válvulas y Accesorios, S.A.
 Polígono Industrial Polizur, Calle Bose Tancat, 6 Nave 2 y 3
 08290 Cerdanyola del valles (Barcelona) – Spain Tel. 34 93 586 36 00 Fax 34 93 586 36 04
 e-mail: info@cva.es
 URL: www.jlx-valve.com

Remarks: The dimensions of this catalogue are for reference only and it can change without previous notice

Globe Valves Class 1500 Type Pressure Seal Dimensions



DN	A	B	C	ØD	WEIGHT
50 (2")	216	368	480	350	65
65 (2½")	254	419	660	400	82
80 (3")	305	470	785	450	95
100 (4")	406	546	790	500	235
125 (5")	483	673	950	610	290
150 (6")	559	705	1080	700	340
200 (8")	711	832	1150	800	600
250 (10")	864	991	1340	915	900
300 (12")	991	1130	1740	965	1510
350 (14")	1067	1257	2090	1100	2320
400 (16")	1194	1384	2500	1100	4050

(*) Dimensions in mm and weight in kg.



Comercial de Válvulas y Accesorios, S.A.
Polígono Industrial Polizur, Calle Bosc Tancat, 6 Nave 2 y 3
08290 Cerdanyola del valles (Barcelona) – Spain Tel. 34 93 586 36 00 Fax 34 93 586 36 04
e-mail: info@cva.es
URL: www.jlx-valve.com

Remarks: The dimensions of this catalogue are for reference only and it can change without previous notice

Globe Valves Class 1500 Type Pressure Seal

General Characteristics, Cv, P&T Rating

GENERAL CHARACTERISTICS	Fig. VG1500PS			
DESIGN STANDARDS				
Valves design	BS 1873	ASME B16.34		
End to End Dimensions	ASME B16.10 & ISO 5752			
Flanged Dimensions	ASME B16.5 & ISO 7005-1 Part. 1	ASME B16.47	BS 3293	MSS SP-44
Buttweld Dimensions	ASME B16.25			
Visual Inspection	MSS SP- 55			
Marking	MSS SP-25 & ISO 5209			
TESTS AND CERTIFICATES				
Pressure testing	API 598 & ISO 5208	BS 6755 Part. 1	MSS SP-61	
Other	ATEX			

Cv Values in U.S. Gallons/min.

DN	Cv	DN	Cv
50 (2")	40	200 (8")	550
65 (2½")	65	250 (10")	700
80 (3")	80	300 (12")	950
100 (4")	120	350 (14")	1000
125 (5")	240	400 (16")	1600
150 (6")	350		

Pressure-Temperature (STANDARD CLASS According to ASME B16.34)

Temp °C	MATERIAL			
	A216 WCB Bar	A352 LCB Bar	A217 C5 Bar	A351 CF8M (**) Bar
-29 to 38	255,3	239,1	258,4	248,0
95	232,5	226,0	256,7	213,2
150	226,0	219,8	246,7	192,6
205	218,4	212,6	243,2	177,1
260	206,4	200,5	229,1	164,7
315	188,4	183,6	208,4	155,4
345	185,0	180,2	202,6	153,0
375	183,6		195,7	149,5
400	173,6		181,9	147,1
425	141,9		175,0	145,4
450	92,3		166,4	144,0
485	59,3		127,5	143,0
510	35,5		94,4	133,0
540	17,9		68,6	120,6
565			49,6 *	118,5 *
595			34,1 *	105,1 *
620			21,4 *	81,6 *
650			11,7 *	63,7 *
675				50,6 *
705				40,3 *
735				33,1 *
760				26,2 *
790				20,0 *
815				14,1 *

* FOR WELD END VALVES ONLY. FLANGED END RATINGS TERMINATE AT 540°C

** A351 CF8M at temperatures over 538°C (1000°F) to be used only if Carbon contents is 0,04% or higher.



Comercial de Válvulas y Accesorios, S.A.
Polígono Industrial Polizur, Calle Bosc Tancat, 6 Nave 2 y 3
08290 Cerdanyola del valles (Barcelona) – Spain Tel. 34 93 586 36 00 Fax 34 93 586 36 04
e-mail: info@cva.es
URL: www.lx-valve.com

Remarks: The dimensions of this catalogue are for reference only and it can change without previous notice