

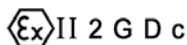
**Globe Valves Type Pressure Seal  
Class 2500 DN 50-300 (2" – 12")  
Carbon, Alloy and Stainless Steel**

---



**Fig. VG2500PS**

**Design:  
BS 1873 and ASME B16.34**



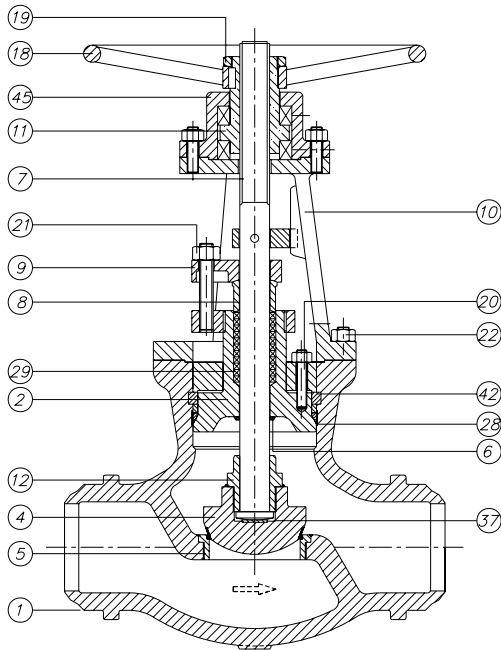
Comercial de Válvulas y Accesorios, S.A.  
Polígono Industrial Polizur, Calle Bosc Tancat, 6 Nave 2 y 3  
08290 Cerdanyola del valles ( Barcelona) – Spain Tel. 34 93 586 36 00 Fax 34 93 586 36 04  
e-mail: [info@cva.es](mailto:info@cva.es)  
URL: [www.jlx-valve.com](http://www.jlx-valve.com)

Remarks: The dimensions of this catalogue are for reference only and it can change without previous notice

# Globe Valves Class 2500

## Type Pressure Seal

### Parts and materials



#### Trim Material

API 600 Trim No.	Stem / Backseat	Seating Surface Body / Wedge
1	13% Cr	13% Cr
2	SS 304	SS 304
3	SS310	SS310
4	13% Cr	13% Cr (Hard)
5 or 5A	13% Cr	HF
6	13% Cr	13% Cr / Cu Ni
7	13% Cr	13% Cr / 13% Cr (Hard)
8 or 8A	13% Cr	HF / 13% Cr
9	Monel	Monel
10	SS 316	SS 316
11 or 11A	Monel	HF / Monel
12 or 12A	SS 316	HF / SS 316
13	Alloy 20	Alloy 20
14 or 14A	Alloy 20	HF / Alloy 20

**HF: Hard Facing using CoCr welding alloy (Stellite)**

Item	Description	Material			
		Carbon Steel	Carbon Steel (Low Temp.)	Alloy Steel	Stainless Steel
1	Body	A 216 Gr.WCB	A 352 Gr.LCB	A 217 Gr.C5	A 351 Gr.CF8M
2	Bonnet	A 216 Gr.WCB	A 352 Gr.LCB	A 217 Gr.C5	A 351 Gr.CF8M
4	Disc	A105 + Stellite	A182 Gr.F304 + Stellite	A 217 Gr.C5 + Stellite	A182 Gr.F316 + Stellite
5	Seat Ring	A105 + Stellite	A182 Gr.F304 + Stellite	A182 Gr.F6a + Stellite	A182 Gr.F316 + Stellite
6	Backseat	Stellite	Stellite	Stellite	Stellite
7	Stem	A182 Gr.F6a	A182 Gr.F304	A182 Gr.F6a	A 182 Gr.F316
8	Gland	A 105	A 105	A182 Gr. F6a	A 182 Gr.F316
9	Gland Flange	A 105	A 105	A 105	A 182 Gr.F304
10	Yoke	A 216 Gr.WCB	A 352 Gr.LCB	A 217 Gr.C5	A 351 Gr.CF8M
11	Stem Nut	B148 / A 439 Gr.D2	B148 / A 439 Gr.D2	B148 / A 439 Gr.D2	B148 / A 439 Gr.D2
12	Disc Nut	A182 Gr.F6a	A182 Gr.F304	A182 Gr.F6a	A182 Gr.F316
18	Handwheel	Carbon Steel	Carbon Steel	Carbon Steel	Carbon Steel
19	Handwheel Nut	Steel	Steel	Steel	Steel
20	Bonnet Bolt & Nut	A 193 Gr.B7 / A 194 Gr.2H	A 193 Gr.B7 / A 194 Gr.2H	A 193 Gr.B7 / A 194 Gr.2H	A 193 Gr.B7 / A 194 Gr.2H
21	Bolt & Nut	A 193 Gr.B7 / A 194 Gr.2H	A 193 Gr.B7 / A 194 Gr.2H	A 193 Gr.B7 / A 194 Gr.2H	A 193 Gr.B7 / A 194 Gr.2H
22	Yoke Bolt & Nut	A 193 Gr.B7 / A 194 Gr.2H	A 193 Gr.B7 / A 194 Gr.2H	A 193 Gr.B7 / A 194 Gr.2H	A 193 Gr.B7 / A 194 Gr.2H
28	Gasket	A182 Gr.F304	A182 Gr.F304	A182 Gr.F304	A182 Gr.F316
29	Gland Packing	Graphited	Graphited	Graphited	Graphited
37	Thrust Washer	A182 Gr.F6a	A182 Gr.F304	A182 Gr.F6a	A182 Gr.F316
42	Segmental Ring	A 105	A182 Gr.F304	A182 Gr.F6a	A182 Gr.F316
45	Lock Nut	Steel	A182 Gr.F304	A182 Gr.F6a	A182 Gr.F316

Item 5 and 6 only in Carbon Steel and Alloy Steel construction



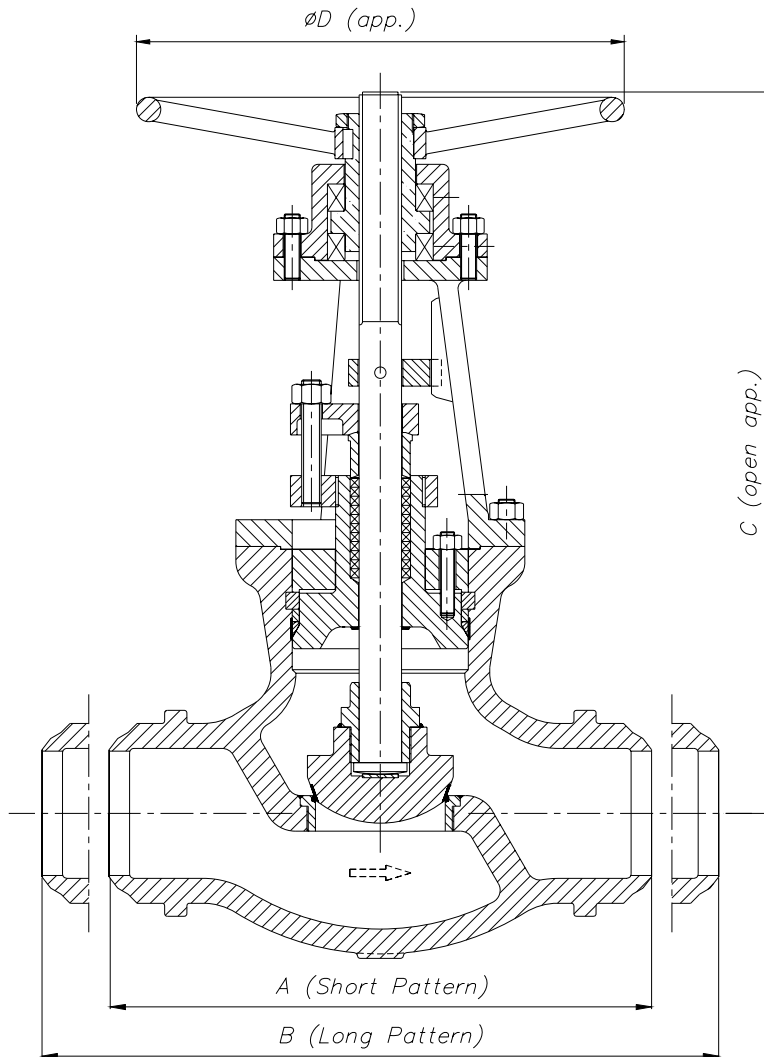
Comercial de Válvulas y Accesorios, S.A.  
 Polígono Industrial Polizur, Calle Bosc Tancat, 6 Nave 2 y 3  
 08290 Cerdanyola del valles ( Barcelona) – Spain Tel. 34 93 586 36 00 Fax 34 93 586 36 04  
 e-mail: [info@cva.es](mailto:info@cva.es)  
 URL: [www.jlx-valve.com](http://www.jlx-valve.com)

Remarks: The dimensions of this catalogue are for reference only and it can change without previous notice

# Globe Valves Class 2500

## Type Pressure Seal

### Dimensions



DN	A	B	C	ØD	WEIGHT
50 (2")	279	451	610	400	80
65 (2½")	330	508	705	450	180
80 (3")	368	578	795	500	270
100 (4")	457	673	975	700	375
125 (5")	533	794	1060	750	500
150 (6")	610	914	1120	750	610
200 (8")	762	1022	1310	850	820
250 (10")	914	1270	1500	900	1430
300 (12")	1041	1422	1760	1100	2100

(\*) Dimensions in mm and weight in kg.



Comercial de Válvulas y Accesorios, S.A.  
 Polígono Industrial Polizur, Calle Bosc Tancat, 6 Nave 2 y 3  
 08290 Cerdanyola del valles ( Barcelona) – Spain Tel. 34 93 586 36 00 Fax 34 93 586 36 04  
 e-mail: [info@cva.es](mailto:info@cva.es)  
 URL: [www.jlx-valve.com](http://www.jlx-valve.com)

Remarks: The dimensions of this catalogue are for reference only and it can change without previous notice

# Globe Valves Class 2500

## Type Pressure Seal

### General Characteristics, Cv, P&T Rating

<b>GENERAL CHARACTERISTICS</b>	Fig. VG2500PS			
<b>DESIGN STANDARDS</b>				
Valves design	BS 1873	ASME B16.34		
End to End Dimensions	ASME B16.10 & ISO 5752			
Flanged Dimensions	ASME B16.5 & ISO 7005-1 Part. 1	ASME B16.47	BS 3293	MSS SP-44
Buttweld Dimensions	ASME B16.25			
Visual Inspection	MSS SP- 55			
Marking	MSS SP-25 & ISO 5209			
<b>TESTS AND CERTIFICATES</b>				
Pressure testing	API 598 & ISO 5208	BS 6755 Part. 1	MSS SP-61	

#### Cv Values in U.S. Gallons/min.

DN	Cv	DN	Cv
50 (2")	25	200 (8")	350
65 (2½")	45	250 (10")	500
80 (3")	60	300 (12")	850
100 (4")	90		
125 (5")	170		
150 (6")	240		

#### Pressure-Temperature (STANDARD CLASS According to ASME B16.34)

Temp °C	MATERIAL			
	A216 WCB Bar	A352 LCB Bar	A217 C5 Bar	A351 CF8M (**) Bar
-29 to 38	425,1	398,6	430,6	413,4
95	387,6	376,9	427,5	355,5
150	376,9	366,2	411,0	321,1
205	363,8	354,5	405,1	294,9
260	343,8	334,2	381,7	274,2
315	314,2	305,9	347,3	259,1
345	308,3	300,1	338,0	254,9
375	305,9		325,9	249,4
400	289,4		303,2	245,3
425	236,3		291,4	242,5
450	153,6		277,7	239,8
485	98,5		212,6	238,4
510	59,3		157,4	221,9
540	29,6		114,0	200,8
565			82,7 *	197,4 *
595			57,2 *	175,4 *
620			35,5 *	135,7 *
650			19,6 *	106,5 *
675				84,7 *
705				66,8 *
735				55,1 *
760				43,4 *
790				33,4 *
815				23,8 *

\* FOR WELD END VALVES ONLY. FLANGED END RATINGS TERMINATE AT 540°C

\*\* A351 CF8M at temperatures over 538°C (1000°F) to be used only if Carbon contents is 0,04% or higher.



Comercial de Válvulas y Accesorios, S.A.  
 Polígono Industrial Polizur, Calle Bosc Tancat, 6 Nave 2 y 3  
 08290 Cerdanyola del valles ( Barcelona) – Spain Tel. 34 93 586 36 00 Fax 34 93 586 36 04  
 e-mail: [info@cva.es](mailto:info@cva.es)  
 URL: [www.jlx-valve.com](http://www.jlx-valve.com)

Remarks: The dimensions of this catalogue are for reference only and it can change without previous notice