

PNEUMATIC BALL VALVES

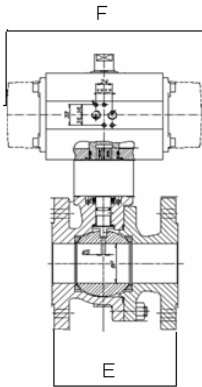


Comercial de Válvulas y Accesorios, S.A.
Polígono Industrial Polizur, Calle Bosc Tancat, 6 Nave 2 y 3
08290 Cerdanyola del valles (Barcelona) – Spain Tel. 93 586 36 00 Fax 93 586 36 04
e-mail: info@cva.es
URL: www.jlx-valve.com

Remark: The dimensions of this catalogue are for reference only and it can change without previous notice.

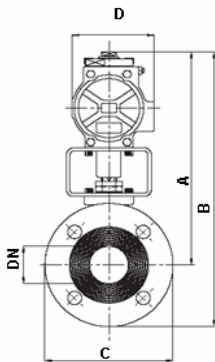
Ball Valves PN 16

Fig. 516



Double Acting Actuator

SIZE	A	B	C	D	E	F	ACT
2,½" (DN 65)	294,0	387	185	122	170	196	ADA-130
3" (DN 80)	326,0	426	200	135,5	180	225	ADA-200
4" (DN 100)	375,0	485	220	152,5	190	273	ADA-300
5" (DN 125)	398,0	523	250	152,5	325	273	ADA-300
6" (DN 150)	442,0	585	285	173	350	304	ADA-500
8" (DN 200)	514,0	684	340	191,5	400	372	ADA-850



Spring Return Actuator

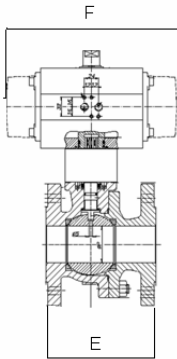
SIZE	A	B	C	D	E	F	ACT
2,½" (DN 65)	312,0	404,5	185	135,5	170	299	ASR-200
3" (DN 80)	343,0	443,0	200	152,5	180	348,5	ASR-300
4" (DN 100)	375,0	485,0	220	152,5	190	348,5	ASR-300
5" (DN 125)	415,0	540,0	250	173	325	397	ASR-500
6" (DN 150)	464,0	606,5	285	191,5	350	473	ASR-850
8" (DN 200)	542,0	712,0	340	212,5	400	560	ASR-1200

**** Torque calculated for input pressure signal 6 bar.**



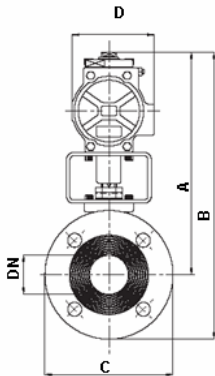
Ball Valves PN 40

Fig. 540



Double Acting Actuator

SIZE	A	B	C	D	E	F	ACT
1/2" (DN 15)	192	240	95	76	115	145	ADA-20
3/4" (DN 20)	199	252	105	76	120	145	ADA-20
1" (DN 25)	204	262	115	76	125	145	ADA-20
1 1/4" (DN 32)	232	302	140	91	130	158	ADA-40
1 1/2" (DN 40)	241	316	150	91	140	158	ADA-40
2" (DN 50)	271	353	165	111	150	177	ADA-80
2 1/2" (DN 65)	294	387	185	122	170	196	ADA-130
3" (DN 80)	326	426	200	135,5	180	225	ADA-200
4" (DN 100)	375	493	235	152,5	190	273	ADA-300
5" (DN 125)	398	533	270	152,5	325	273	ADA-300
6" (DN 150)	442	592	300	173	350	304	ADA-500



Spring Return Actuator

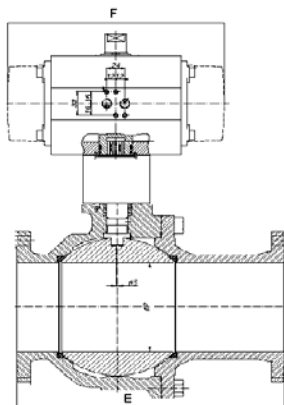
SIZE	A	B	C	D	E	F	ACT
1/2" (DN 15)	192	240	95	76	115	163	ASR-20
3/4" (DN 20)	218	271	105	91	120	195	ASR-40
1" (DN 25)	223	281	115	91	125	195	ASR-40
1 1/4" (DN 32)	232	302	140	91	130	195	ASR-40
1 1/2" (DN 40)	263	338	150	111	140	217	ASR-80
2" (DN 50)	281	363	165	122	150	258	ASR-130
2 1/2" (DN 65)	312	405	185	135,5	170	299	ASR-200
3" (DN 80)	343	443	200	152,5	180	348,5	ASR-300
4" (DN 100)	375	493	235	152,5	190	348,5	ASR-300
5" (DN 125)	415	550	270	173	325	397	ASR-500
6" (DN 150)	464	614	300	191,5	350	473	ASR-850

**** Torque calculated for input pressure signal 6 bar.**



Ball Valves PN 16/40

Fig. 316/340



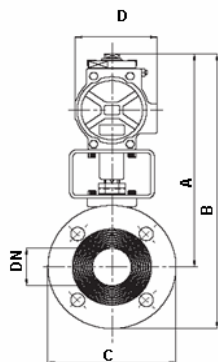
Double Acting Actuator

▪ 316

SIZE	A	B	C	D	E	F	ACT
2, ½" (DN 65)	284	377	185	111	290	177	ADA-80
3" (DN 80)	308	408	200	122	310	196	ADA-130
4" (DN 100)	366	476	220	135,50	350	225	ADA-200

▪ 340

SIZE	A	B	C	D	E	F	ACT
1/2" (DN 15)	192	240	95	76	130	145	ADA-20
1" (DN 25)	204	262	115	76	160	145	ADA-20
1" 1/4 (DN 32)	232	302	140	91	180	158	ADA-40
1" 1/2 (DN 40)	241	316	150	91	200	158	ADA-40
2" (DN 50)	271	353	165	111	230	177	ADA-80



Spring Return Actuator

▪ 316

SIZE	A	B	C	D	E	F	ACT
2, ½" (DN 65)	312	405	185	135,5	290	299	ASR-200
3" (DN 80)	343	443	200	152,5	310	348,5	ASR-300
4" (DN 100)	400	510	220	173	350	397	ASR-500

▪ 340

SIZE	A	B	C	D	E	F	ACT
1/2" (DN 15)	211	259	95	91	130	195	ASR-40
1" (DN 25)	245	303	115	111	160	217	ASR-80
1" 1/4 (DN 32)	254	324	140	111	180	217	ASR-80
1" 1/2 (DN 40)	273	348	150	122	200	258	ASR-130
2" (DN 50)	299	381	165	135,5	230	299	ASR-200

**** Torque calculated for input pressure signal 6 bar.**



Ball Valves PN 16/40

Fig. 517

Double Acting Actuator

▪ PN 16

SIZE	A	B	C	D	E	F	ACT
3" (DN 80)	326	426	200	136,5	242	299	ADA-200
4" (DN 100)	383	493	220	152,5	305	348,5	ADA-300

▪ PN 40

SIZE	A	B	C	D	E	F	ACT
1/2" (DN 15)	192	240	95	76	140	145	ADA-20
1" (DN 25)	204	262	115	76	165	145	ADA-20
1 1/2" (DN 40)	241	316	150	91	190	158	ADA-40
2" (DN 50)	271	353	165	111	216	177	ADA-80

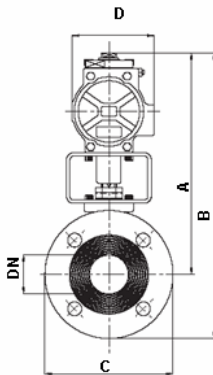
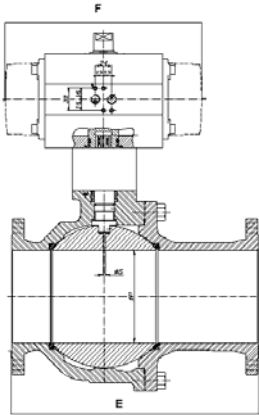
Spring Return Actuator

▪ PN 16

SIZE	A	B	C	D	E	F	ACT
3" (DN 80)	343	443	200	152,5	242	348,5	ASR-300
4" (DN 100)	383	493	220	152,5	305	348,5	ASR-300

▪ PN 40

SIZE	A	B	C	D	E	F	ACT
1/2" (DN 15)	192	240	95	76	140	163	ASR-20
1" (DN 25)	223	281	115	91	165	195	ASR-40
1 1/2" (DN 40)	263	338	150	111	190	217	ASR-80
2" (DN 50)	281	363	165	122	216	258	ASR-130

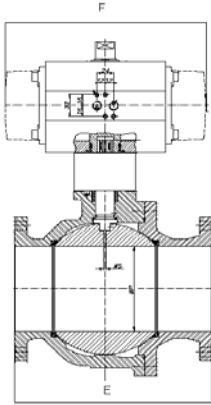


**** Torque calculated for input pressure signal 6 bar.**



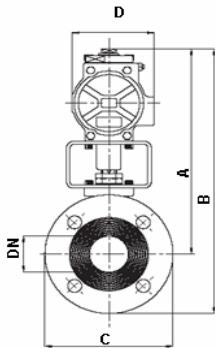
Ball Valves PN 16

Fig. 512



Double Acting Actuator

SIZE	A	B	C	D	E	F	ACT
1/2" (DN 15)	175,0	223	95	76	115	145	ADA-20
3/4" (DN 20)	178,0	231	105	76	120	145	ADA-20
1" (DN 25)	182,0	240	115	76	125	145	ADA-20
1" 1/4 (DN 32)	219,0	289	140	91	130	158	ADA-40
1" 1/2 (DN 40)	229,5	305	150	91	140	158	ADA-40
2" (DN 50)	259,0	342	165	111	150	177	ADA-80
2, 1/2" (DN 65)	280,5	373	185	122	170	196	ADA-130
3" (DN 80)	292,5	393	200	122	180	196	ADA-130
4" (DN 100)	350,0	468	220	135,5	190	225	ADA-200
5" (DN 125)	393,0	536	250	152,5	325	273	ADA-300
6" (DN 150)	429,0	597	285	173	350	304	ADA-500
8" (DN 200)	505,0	713	340	191,5	400	372	ADA-850



Spring Return Actuator

SIZE	A	B	C	D	E	F	ACT
1/2" (DN 15)	175,0	223	95	76	115	163	ASR-20
3/4" (DN 20)	197,0	250	105	91	120	195	ASR-40
1" (DN 25)	201,0	259	115	91	125	195	ASR-40
1" 1/4 (DN 32)	219,0	289	140	91	130	195	ASR-40
1" 1/2 (DN 40)	251,5	327	150	111	140	217	ASR-80
2" (DN 50)	259,0	342	165	111	150	217	ASR-80
2, 1/2" (DN 65)	280,5	373	185	122	170	258	ASR-130
3" (DN 80)	310,5	411	200	135,5	180	299	ASR-200
4" (DN 100)	367,0	485	220	152,5	190	348,5	ASR-300
5" (DN 125)	410,0	553	250	173	325	397	ASR-500
6" (DN 150)	451,0	619	285	191,5	350	473	ASR-850
8" (DN 200)	533,0	741	340	212,5	400	560	ASR-1200

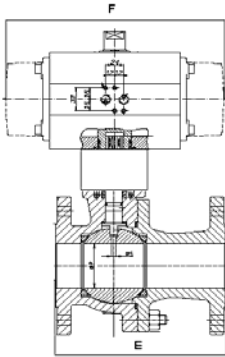
**** Torque calculated for input pressure signal 6 bar.**



Ball Valves ANSI 150 lbs

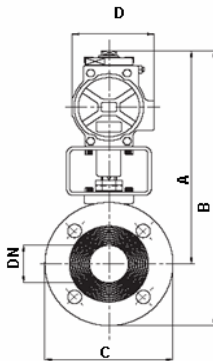
Fig. 515

Double Acting Actuator



SIZE	A	B	C	D	E	F	ACT
1/2" (DN 15)	192	236	88,9	76	108	145	ADA-20
3/4" (DN 20)	199	248	98,4	76	117	145	ADA-20
1" (DN 25)	204	258	108	76	127	145	ADA-20
1 1/2" (DN 40)	241	305	127	91	165	158	ADA-40
2" (DN 50)	271	347	152	111	178	177	ADA-80
2 1/2" (DN 65)	294	383	177,8	122	190	196	ADA-130
3" (DN 80)	326	422	191	135,5	203	225	ADA-200
4" (DN 100)	375	490	229	152,5	229	273	ADA-300
6" (DN 150)	442	582	279,5	173	394	304	ADA-500
8" (DN 200)	514	686	343	191,5	457	372	ADA-850

Spring Return Actuator



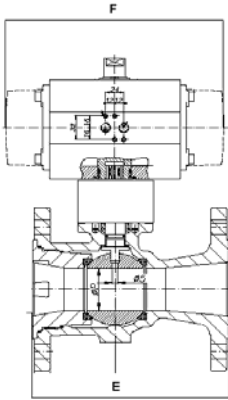
SIZE	A	B	C	D	E	F	ACT
1/2" (DN 15)	192,0	236	88,9	76	108	163	ASR-20
3/4" (DN 20)	218,0	267	98,4	91	117	195	ASR-40
1" (DN 25)	223,0	277	108	91	127	195	ASR-40
1 1/2" (DN 40)	263,0	327	127	111	165	217	ASR-80
2" (DN 50)	280,5	357	152	122	178	258	ASR-130
2 1/2" (DN 65)	312,0	401	177,8	135,5	190	299	ASR-200
3" (DN 80)	343,0	439	191	152,5	203	348,5	ASR-300
4" (DN 100)	375,0	490	229	152,5	229	348,5	ASR-300
6" (DN 150)	464,0	604	279,5	191,5	394	473	ASR-850
8" (DN 200)	542,0	714	343	212,5	457	560	ASR-1200

**** Torque calculated for input pressure signal 6 bar.**



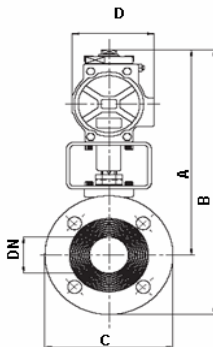
Ball Valves ANSI 150 lbs

Fig. 715



Double Acting Actuator

SIZE	A	B	C	D	E	F	ACT
1/2" (DN 15)	168	212	88,9	76	108	145	ADA-20
3/4" (DN 20)	172	221	98,4	76	117	145	ADA-20
1" (DN 25)	175	229	108	76	127	145	ADA-20
1 1/2" (DN 40)	216	280	127	91	165	158	ADA-40
2" (DN 50)	227	303	152	91	178	158	ADA-40
3" (DN 80)	263	359	191	111	203	177	ADA-80
4" (DN 100)	300	414	229	122	229	196	ADA-130
6" (DN 150)	371	511	279,5	152,5	267	273	ADA-300
8" (DN 200)	417	589	343	173	292	304	ADA-500



Spring Return Actuator

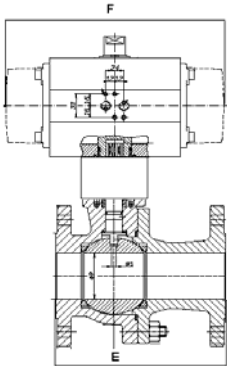
SIZE	A	B	C	D	E	F	ACT
1/2" (DN 15)	168	212	88,9	76	108	163	ASR-20
3/4" (DN 20)	191	240	98,4	91	117	195	ASR-40
1" (DN 25)	194	248	108	91	127	195	ASR-40
1 1/2" (DN 40)	238	302	127	111	165	217	ASR-80
2" (DN 50)	259	335	152	122	178	258	ASR-130
3" (DN 80)	291	387	191	135,5	203	299	ASR-200
4" (DN 100)	335	449	229	152,5	229	348,5	ASR-300
6" (DN 150)	410	550	279,5	191,5	267	473	ASR-850
8" (DN 200)	467	639	343	212,5	292	560	ASR-1200

**** Torque calculated for input pressure signal 6 bar.**



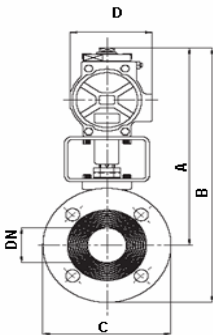
Ball Valves ANSI 300 lbs

Fig. 530



Double Acting Actuator

SIZE	A	B	C	D	E	F	ACT
1/2" (DN 15)	192	240	95,2	76	140	145	ADA-20
3/4"(DN 20)	218	277	117,5	91	152	158	ADA-40
1" (DN 25)	223	285	123,8	91	165	158	ADA-40
1 1/2" (DN 40)	263	341	155,6	111	190	177	ADA-80
2" (DN 50)	271	353	165,1	111	216	177	ADA-80
3" (DN 80)	343	448	210,5	152,5	283	273	ADA-300
4" (DN 100)	392	519	254	173	305	304	ADA-500
6" (DN 150)	464	623	317,5	191,5	403	372	ADA-850



Spring Return Actuator

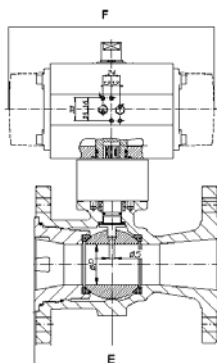
SIZE	A	B	C	D	E	F	ACT
1/2" (DN 15)	211	259	95,2	76	140	195	ASR-40
3/4"(DN 20)	240	299	117,5	111	152	217	ASR-80
1" (DN 25)	245	307	123,8	111	165	217	ASR-80
1 1/2" (DN 40)	273	351	155,6	122	190	258	ASR-130
2" (DN 50)	299	381	165,1	135,5	216	299	ASR-200
3" (DN 80)	382	487	210,5	191,5	283	473	ASR-850
4" (DN 100)	442	569	254	212,5	305	560	ASR-1200
6" (DN 150)	523	682	317,5	242,5	403	601	ASR-1750

**** Torque calculated for input pressure signal 6 bar.**



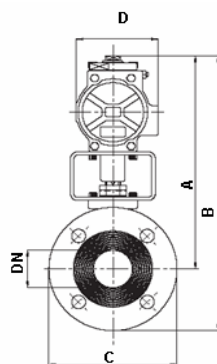
Ball Valves ANSI 300 lbs

Fig. 730



Double Acting Actuator

SIZE	A	B	C	D	E	F	ACT
1" (DN 25)	194	256	123,8	91	165	158	ADA-40
1"1/2 (DN 40)	216	294	155,6	91	190	158	ADA-40
2" (DN 50)	249	331	165,1	111	216	177	ADA-80
3" (DN 80)	263	368	210,5	111	283	177	ADA-80
4" (DN 100)	335	462	254	152,5	305	273	ADA-300
6" (DN 150)	388	547	317,5	173	403	304	ADA-500
8" (DN 200)	439	630	381	191,5	419	372	ADA-850



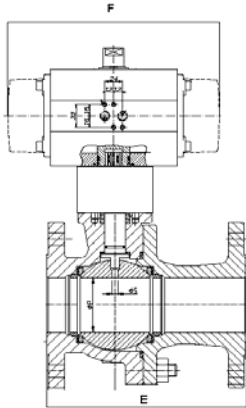
Spring Return Actuator

SIZE	A	B	C	D	E	F	ACT
1" (DN 25)	216	278	123,8	111	165	217	ASR-80
1"1/2 (DN 40)	248	326	155,6	122	190	258	ASR-130
2" (DN 50)	259	341	165,1	122	216	258	ASR-130
3" (DN 80)	308	413	210,5	152,5	283	348,5	ASR-300
4" (DN 100)	374	501	254	191,5	305	473	ASR-850
6" (DN 150)	438	597	317,5	212,5	403	560	ASR-1200
8" (DN 200)	498	689	381	242,5	419	601	ASR-1750

**** Torque calculated for input pressure signal 6 bar.**

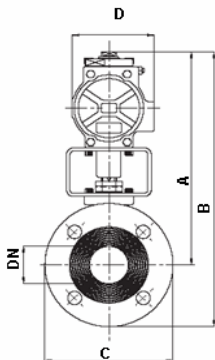


Ball Valves Metal Seated 150 lbs



Double Acting Actuator

SIZE	A	B	C	D	E	F	ACT
1/2" (DN 15)	211	255	88,9	91	108	158	ADA-40
3/4"(DN 20)	218	267	98,4	91	117	158	ADA-40
1" (DN 25)	245	299	108	111	127	177	ADA-80
1"1/2 (DN 40)	263	327	127	111	165	177	ADA-80
2" (DN 50)	281	357	152	122	178	196	ADA-130
2,½" (DN 65)	312	401	177,8	135,5	190	225	ADA-200
3" (DN 80)	343	439	191	152,5	203	273	ADA-300
4" (DN 100)	392	507	229	173	229	304	ADA-500
6" (DN 150)	492	632	279,5	212,5	394	439	ADA-1200
8" (DN 200)	676	848	343	356,0	457	518	ADA-2500



Spring Return Actuator

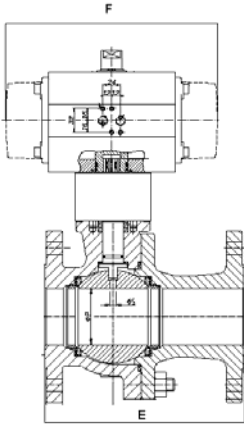
SIZE	A	B	C	D	E	F	ACT
1/2" (DN 15)	243	287	88,9	122	108	258	ASR-130
3/4"(DN 20)	250	299	98,4	122	117	258	ASR-130
1" (DN 25)	273	327	108	135,5	127	299	ASR-200
1"1/2 (DN 40)	308	372	127	152,5	165	348,5	ASR-300
2" (DN 50)	316	392	152	152,5	178	348,5	ASR-300
2,½" (DN 65)	346	435	177,8	173	190	397	ASR-500
3" (DN 80)	382	478	191	191,5	203	473	ASR-850
4" (DN 100)	442	557	229	312,5	229	560	ASR-1200
6" (DN 150)	626	766	279,5	356	394	738	ASR-2500
8" (DN 200)	727	899	343	415	457	940	ASR-4000

**** Torque calculated for input pressure signal 6 bar.**



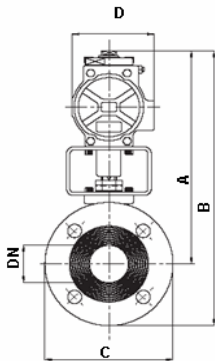
Ball Valves Metal Seated

300 lbs



Double Acting Actuator

SIZE	A	B	C	D	E	F	ACT
1/2" (DN 15)	211	255	88,9	91	108	158	ADA-40
3/4"(DN 20)	240	289	98,4	111	117	177	ADA-80
1" (DN 25)	245	299	108	111	127	177	ADA-80
1"1/2 (DN 40)	273	337	127	122	165	196	ADA-130
2" (DN 50)	299	375	152	135,5	178	225	ADA-200
3" (DN 80)	360	456	191	173	203	304	ADA-500
4" (DN 100)	414	529	229	191,5	229	372	ADA-850
6" (DN 150)	523	663	279,5	242,5	394	461	ADA-1750
8" (DN 200)	676	848	343	356	457	518	ADA-2500



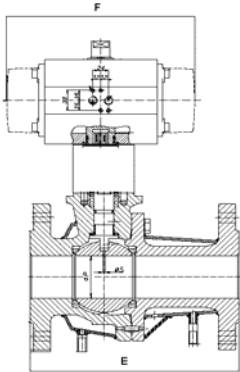
Spring Return Actuator

SIZE	A	B	C	D	E	F	ACT
1/2" (DN 15)	243	287	88,9	122	108	258	ASR-130
3/4"(DN 20)	268	317	98,4	135,5	117	299	ASR-200
1" (DN 25)	273	327	108	135,5	127	299	ASR-200
1"1/2 (DN 40)	308	372	127	152,5	165	348,5	ASR-300
2" (DN 50)	333	409	152	173	178	397	ASR-500
3" (DN 80)	410	506	191	212,5	203	560	ASR-1200
4" (DN 100)	473	588	229	242,5	229	601	ASR-1750
6" (DN 150)	677	817	279,5	415,0	394	940	ASR-4000

**** Torque calculated for input pressure signal 6 bar.**

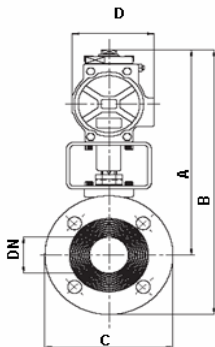


Steam jacketed (PN 10) Ball Valves PN 16/40 Fig. 553



Double Acting Actuator

SIZE	A	B	C	D	E	F	ACT
1/2" (DN 15)	192	240	95	76	130	145	ADA-20
1" (DN 25)	223	281	115	91	160	158	ADA-40
1"1/2 (DN 40)	241	316	150	91	200	158	ADA-40
2" (DN 50)	271	353	165	111	230	177	ADA-80
3" (DN 80)	326	426	200	135,5	310	225	ADA-200
4" (DN 100)	375	485	220	152,5	350	273	ADA-300



Spring Return Actuator

SIZE	A	B	C	D	E	F	ACT
1/2" (DN 15)	211	259	95	91	130	195	ASR-40
1" (DN 25)	245	303	115	111	160	217	ASR-80
1"1/2 (DN 40)	273	348	150	122	200	258	ASR-130
2" (DN 50)	299	381	165	135,5	230	299	ASR-200
3" (DN 80)	360	460	200	173,0	310	397	ASR-500
4" (DN 100)	414	524	220	191,5	350	473	ASR-850

**** Torque calculated for input pressure signal 6 bar.**

