

In-line Check Valve



Vertic Type



Comercial de Válvulas y Accesorios, S.A.
Polígono Industrial Polizur, Calle Bosc Tancat, 6 Nave 2 y 3
08290 Cerdanyola del valles (Barcelona) – Spain Tel. 93 586 36 00 Fax 93 586 36 04
e-mail: info@cva.es
URL: www.jlx-valve.com

Remark: The dimensions of this catalogue are for reference only and it can change without previous notice.

In-line Check Valve

GENERAL CHARACTERISTICS

In-line Check valve mainly used in pneumatic and hydraulic circuits, in pipes until 1/2" diameter.

Manufactured in two versions: Light Type (until 25 bar) and Medium Type (until 255 bar).

These valves are compounded by an automatic closing system formed for a piston with spring.

The Light Type is closed by an elastomer seal made of synthetic rubber and Medium Type's one is metal-to-metal sealed.

Opening from a differential pressure of more than 0.25 bar.

CONNECTIONS

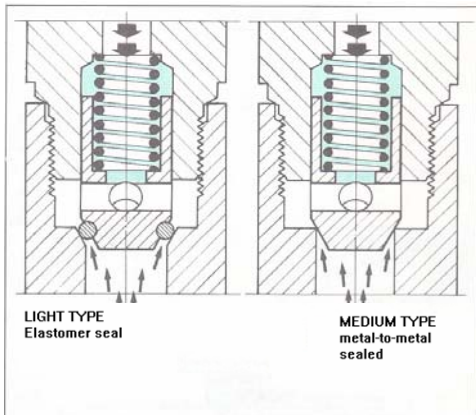
Manufactured from 1/8" to 1/2", threaded according the following:

NPT, according ANSI B2.1

BSP, according DIN 259

BSPT, according DIN 2999

Also manufactured with double ferrule connections.



MATERIALS

Manufactured in three standard materials:

AC Type. In Carbon Steel UNE 36011

SS Type. In Stainless Steel 316 Type

LA Type. In Brass DIN 17660

In all the cases the piston and the spring are made of Stainless Steel 316.

Light Type with nitrile O'Ring (NBR).

Under request we can manufacture valves in Hastelloy, Duplex, Superduplex, Monel in a short delivery time.

RATING

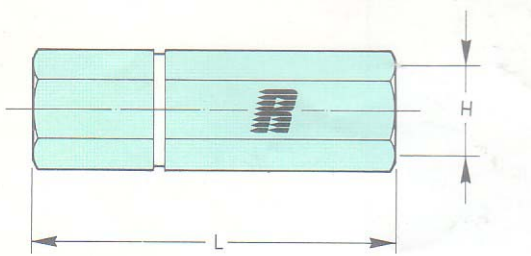
Light Type: 25 bar to 100°C
(362PSI to 212°F)

Medium Type:

TEMPERATURE	AC TYPE	SS TYPE	LA TYPE BRASS
	CARBON STEEL	STAINLESS	
°C (°F)	BAR (PSI)		
from -29 to 38 (-20 to 100)	255 (3700)	248 (3600)	153 (2220)
200 (392)	-	-	132 (1915)
400 (752)	172 (2495)	145 (2104)	-

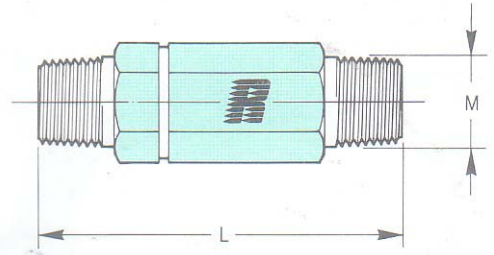


In-line Check Valve



Female-Female Thread

THREAD H NPT	L	CODE	
		LIGHT TYPE	MEDIUM TYPE
1/8	58	70.01.NP	71.01.NP
1/4	58	70.02.NP	71.02.NP
3/8	62	70.03.NP	71.03.NP
1/2	79	70.04.NP	71.04.NP

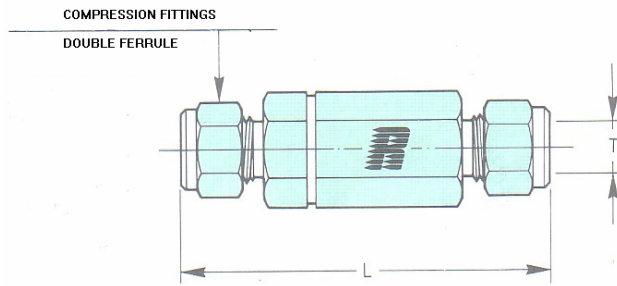


Male-Male Thread

THREAD M NPT	L	CODE	
		LIGHT TYPE	MEDIUM TYPE
1/8	58	72.01.NP	73.01.NP
1/4	60	72.02.NP	73.02.NP
3/8	62	72.03.NP	73.03.NP
1/2	79	72.04.NP	73.04.NP

THREAD H NPT	L	CODE	
		LIGHT TYPE	MEDIUM TYPE
1/8	58	70.01.BP	71.01.BP
1/4	58	70.02.BP	71.02.BP

THREAD M NPT	L	CODE	
		LIGHT TYPE	MEDIUM TYPE
1/8	58	72.01.NP	73.01.NP
1/4	60	72.02.NP	73.02.NP



Double Ferrule Connector

T THREAD INCH.	L	CODES	
		LIGHT TYPE	MEDIUM TYPE
1/8	60	74.1/8.1/8	75.1/8.1/8
1/4	60	74.1/4.1/4	75.1/4.1/4
5/16	75	74.5/16.5/16	75.5/16.5/16
3/8	75	74.3/8.3/8	75.3/8.3/8
1/2	85	74.1/2.1/2	75.1/2.1/2

T THREAD MM	L	CODES	
		LIGHT TYPE	MEDIUM TYPE
4	60	76.04.04	77.04.04
6	60	76.06.06	77.06.06
8	75	76.08.08	77.08.08
10	75	76.10.10	77.10.10
12	85	76.12.12	77.12.12

